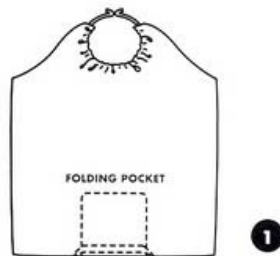


## FOLDING INSTRUCTIONS

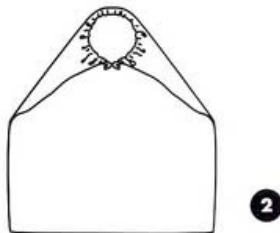
### DIAGRAM 1

Lay leDEB™ on a flat surface. Ensure FOLDING POCKET is tucked inside bib to form a pouch.



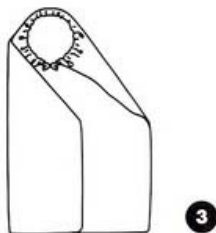
### DIAGRAM 2

Fold neckwire down once.



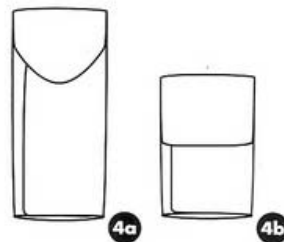
### DIAGRAM 3

Fold one side towards the middle, as shown. Repeat with other side so folded bib is roughly the same width as the FOLDING POCKET.



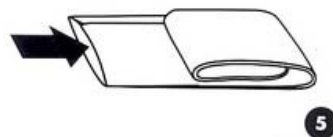
### DIAGRAM 4

Fold neckwire over tightly twice, towards pouch opening, until as shown in diagram 4b.



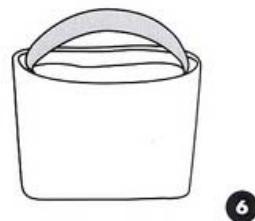
### DIAGRAM 5

Reach hand, palm up, into the pouch. Grasp neckwire through the fabric. With the other hand, pull the pouch inside-out, over top of the neckwire.



### DIAGRAM 6

Pull ribbon out to form the carrying handle. Your leDEB™ is ready to travel!



For further information, visit our website!  
[www.classicandchic.com](http://www.classicandchic.com)